

Curtain MonGuard - FREE!

Prevent data leak through
computer's screen

Curtain MonGuard



Data leakage incidents

Wednesday, May 28, 2008

Volume 1, No 180

www.thestandard.com.hk

FINANCIAL HUB DATA

Cathay Pacific Says 9.4 Million Affected by Data Breach


Airline's Five-Month Delay Before Public Disclosure Raises Concern

Jeremy Kirk (@Jeremy_kirk) · October 25, 2018



See Also: [Securing Organizations from Remote Desktop Protocol Exploits](#)

Hong Kong-based airline Cathay Pacific says the personal details of 9.4 million passengers were inappropriately accessed in March, a breach that was confirmed by the company in early May but only publicly revealed on Wednesday.



tion of seven of the nine cases. Privacy Commissioner Robert Ho said yesterday he was shocked and disappointed that the authority did not contact his office over the new cases. "Due to the seriousness of the case, the commissioner has decided to write to Hospital Authority chief executive Shane Solomon, asking them to offer more detailed information so that appropriate action can be taken to prevent the occurrence of similar incidents," a spokesman for the office said.

Mr Solomon said eight of the buses had been reported to police and the other would be reported when details had been confirmed. The lost devices included four USB flash drives and other devices including a laptop computer, an MP3 player and a digital camera. They contained data on 5,000 patients from five public hospitals, about half of them involving identifiable personal particulars such as identity

said, it would make recommendations on ways to prevent how to make data inaccessible in case of theft, and whether there were ground staff to be punished.

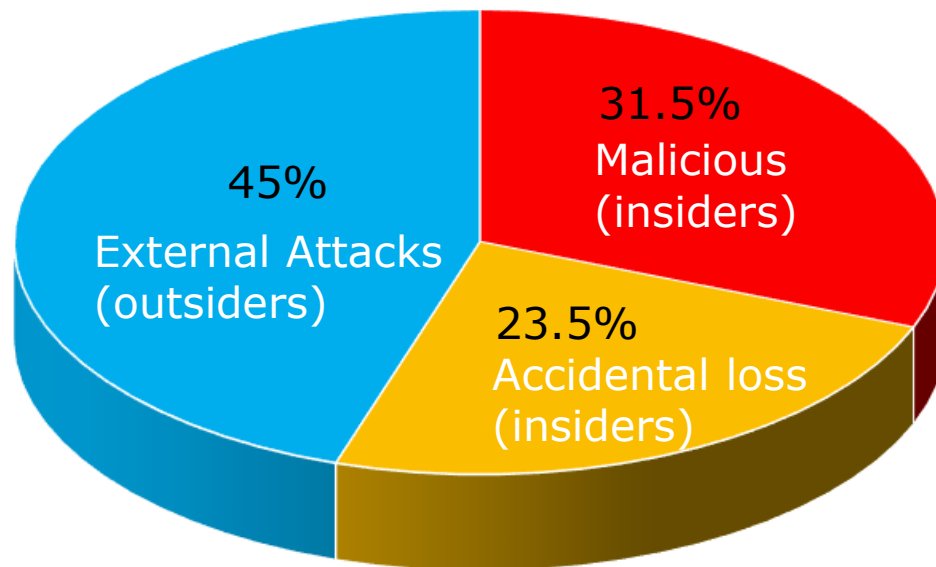
The staff involved had the cases to the authority only after the incidents but it to sort out which reports warrant for patients and then to up action, Mr Solomon said. Frontline Doctors' Union Irisie Lo Chi-fung said



Shane Solomon

Security surveys

- More and more surveys show that Insider Threats are the top source of security incidents
 - **55% (Insiders) VS 45% (Outsiders)**



- Insider breach should be higher than 55%
- Because it is not easy to discover insider copies information to external devices

Security challenges



- It is hard to prevent users **taking photo/video against computer's screen** by using mobile phone when accessing sensitive information (e.g. personal information, CCTV footage, and etc)
- Due to COVID-19, more people **work from home**. Many companies allow users to connect with company's network through VPN. It increases the difficulty of preventing data leak through screen

Security challenges



- **Online meeting** is another security challenge. When people need to show something to meeting participants (e.g. contracts, designs and training materials) during online meeting,

how to protect the information shown to participants?

Curtain MonGuard - FREE!

Curtain MonGuard enables watermarks with user information showing on screen!

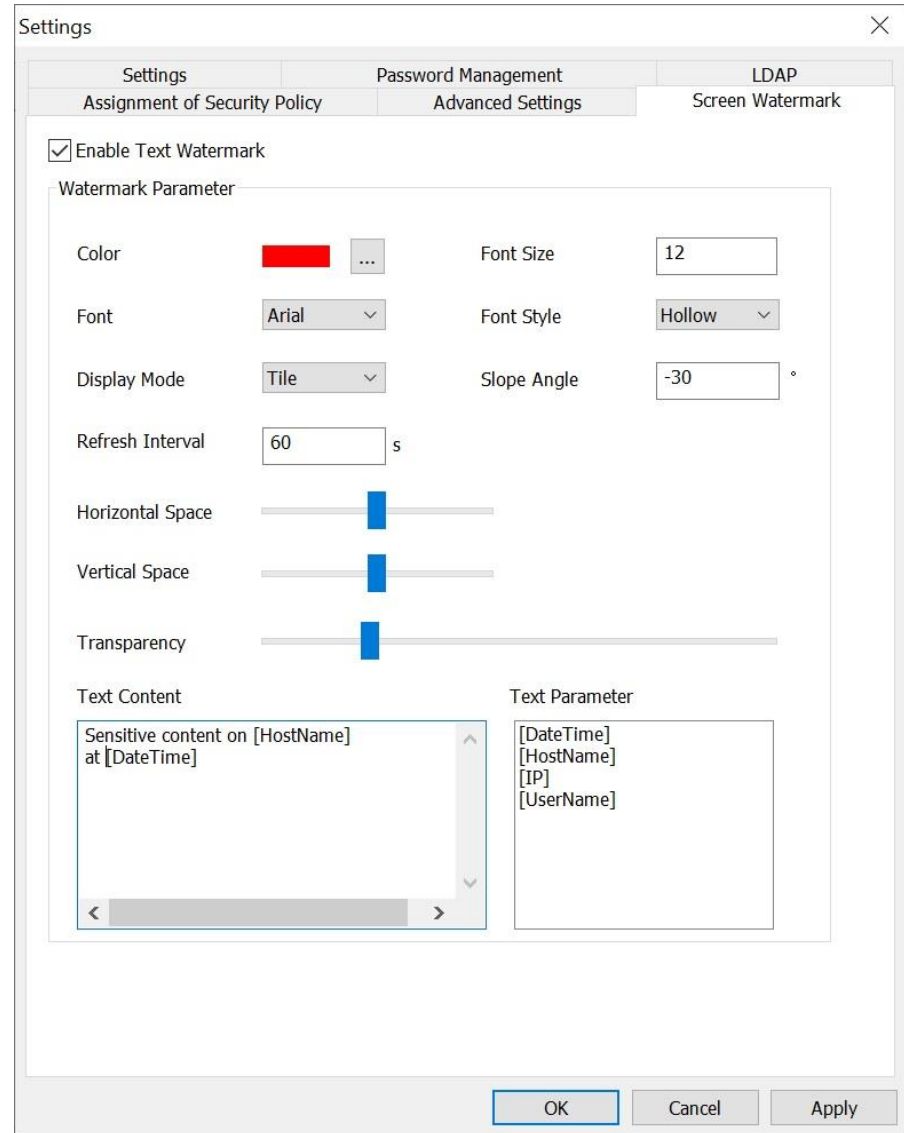
It gets user's attention before they capture screen and share the information with other people!



Self-defined content of screen-watermark

- Self-defined content of screen-watermark
 - Date / Time
 - Computer name
 - Username
 - IP address

- Adjustable
 - Font color / size / style
 - Spacing
 - Transparency
 - Refresh interval
 - Display mode (tile or center)



The screenshot shows the 'Settings' dialog box with the 'Screen Watermark' tab selected. The 'Enable Text Watermark' checkbox is checked. The 'Watermark Parameter' section includes the following settings:

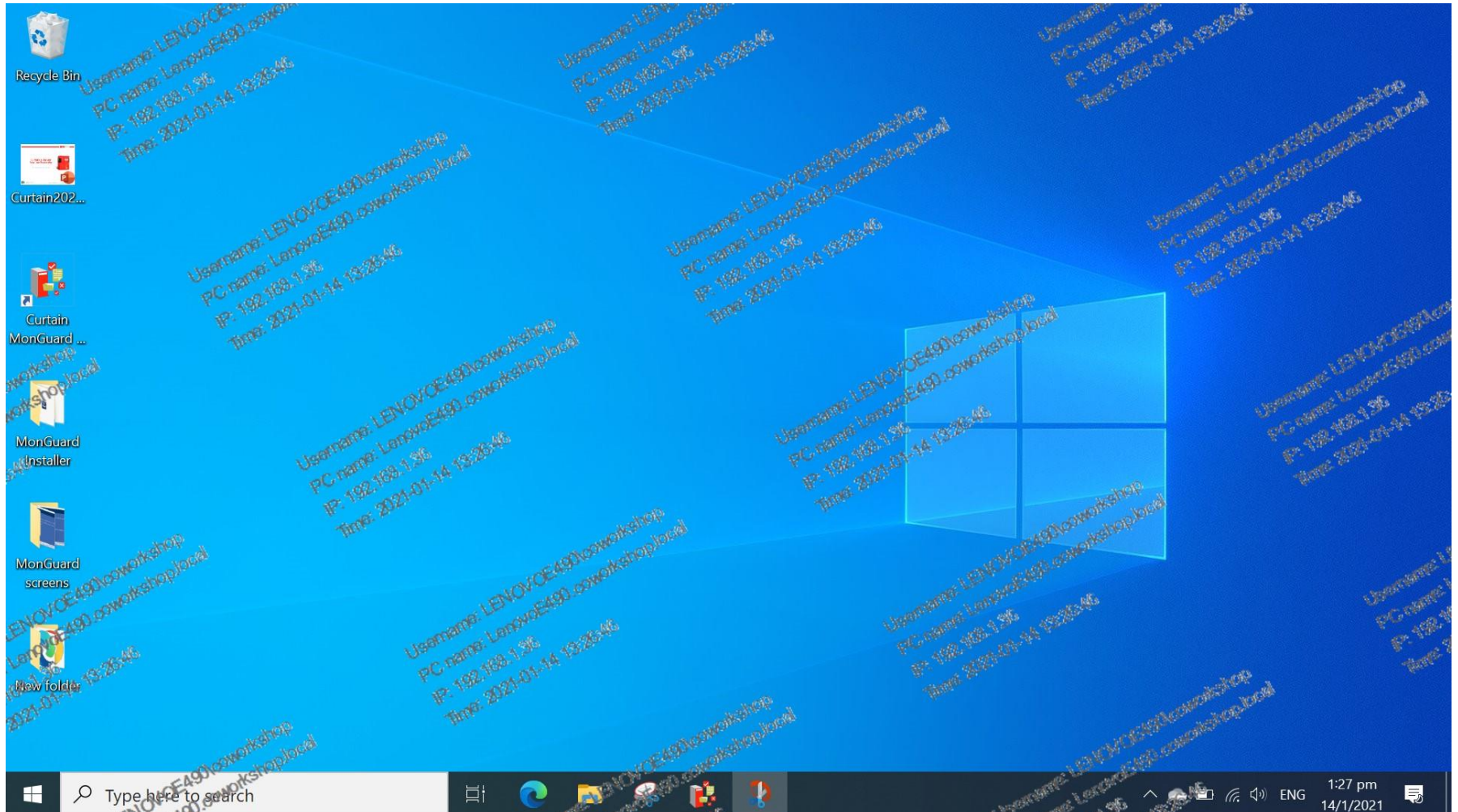
- Color:** Red (with a color picker button)
- Font:** Arial (with a font family dropdown)
- Font Size:** 12 (with a text input field)
- Font Style:** Hollow (with a font style dropdown)
- Display Mode:** Tile (with a display mode dropdown)
- Slope Angle:** -30 (with a text input field and a degree symbol)
- Refresh Interval:** 60 (with a text input field and a seconds label)
- Horizontal Space:** A slider control.
- Vertical Space:** A slider control.
- Transparency:** A slider control.

The 'Text Content' section contains a text area with the following text: "Sensitive content on [HostName] at [DateTime]". The 'Text Parameter' section contains a list of parameters: [DateTime], [HostName], [IP], and [UserName].

At the bottom of the dialog, there are three buttons: 'OK', 'Cancel', and 'Apply'.

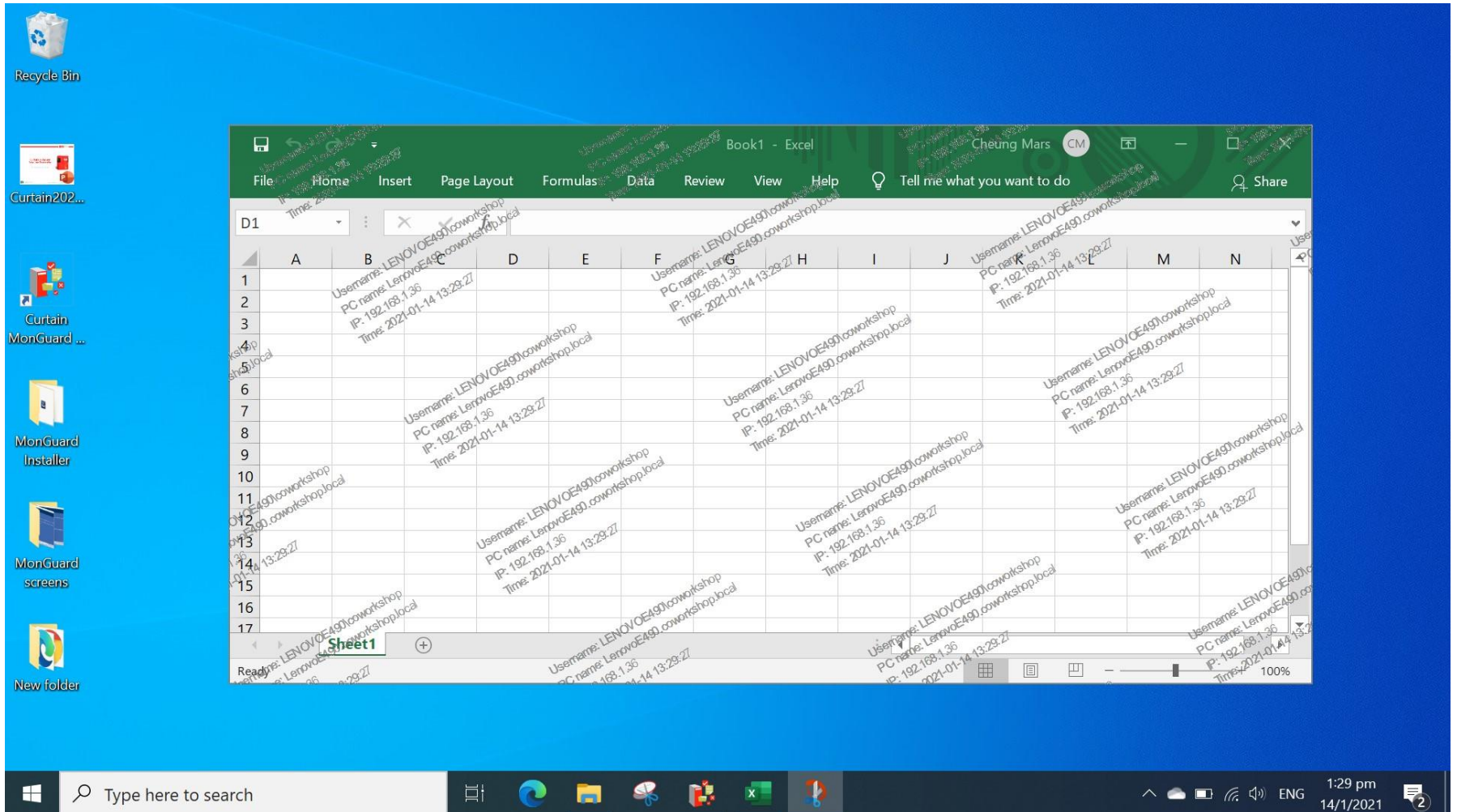
Full screen-watermark OR specific applications

Full Screen-watermark



Full screen-watermark OR specific applications

Application Screen-watermark



Supported applications

We cover over 200 applications. Please refer to our website for the full list.

Office Applications

- Adobe Acrobat
- Adobe Reader
- Microsoft Word
- Microsoft Excel
- Microsoft PowerPoint
- Microsoft Access
- Microsoft Visio
- Microsoft Project
- Microsoft Office Picture Manager
- Microsoft Internet Explorer
- Notepad, WordPad, Paint
- OpenOffice, WPS
- 7-zip, WinRAR
- PDFill, CutePDF
- Windows Picture and Fax Viewer
- Windows Media Player
- VLC media player
- Kodak imaging for Windows
- Google Chrome

CAD/CAM

- AutoCAD
- AutoCAD LT
- Altium Designer
- SolidWorks
- SolidWorks Simulation
- SolidWorks EPDM
- 3ds Max
- 3DVIA
- DraftSight
- eDrawings
- Gerber AccuMark
- JewelCAD
- MasterCAM
- PADS, CAXA
- PTC Creo
- Rhinoceros
- Unigraphics NX
- ZWCAD (中望)

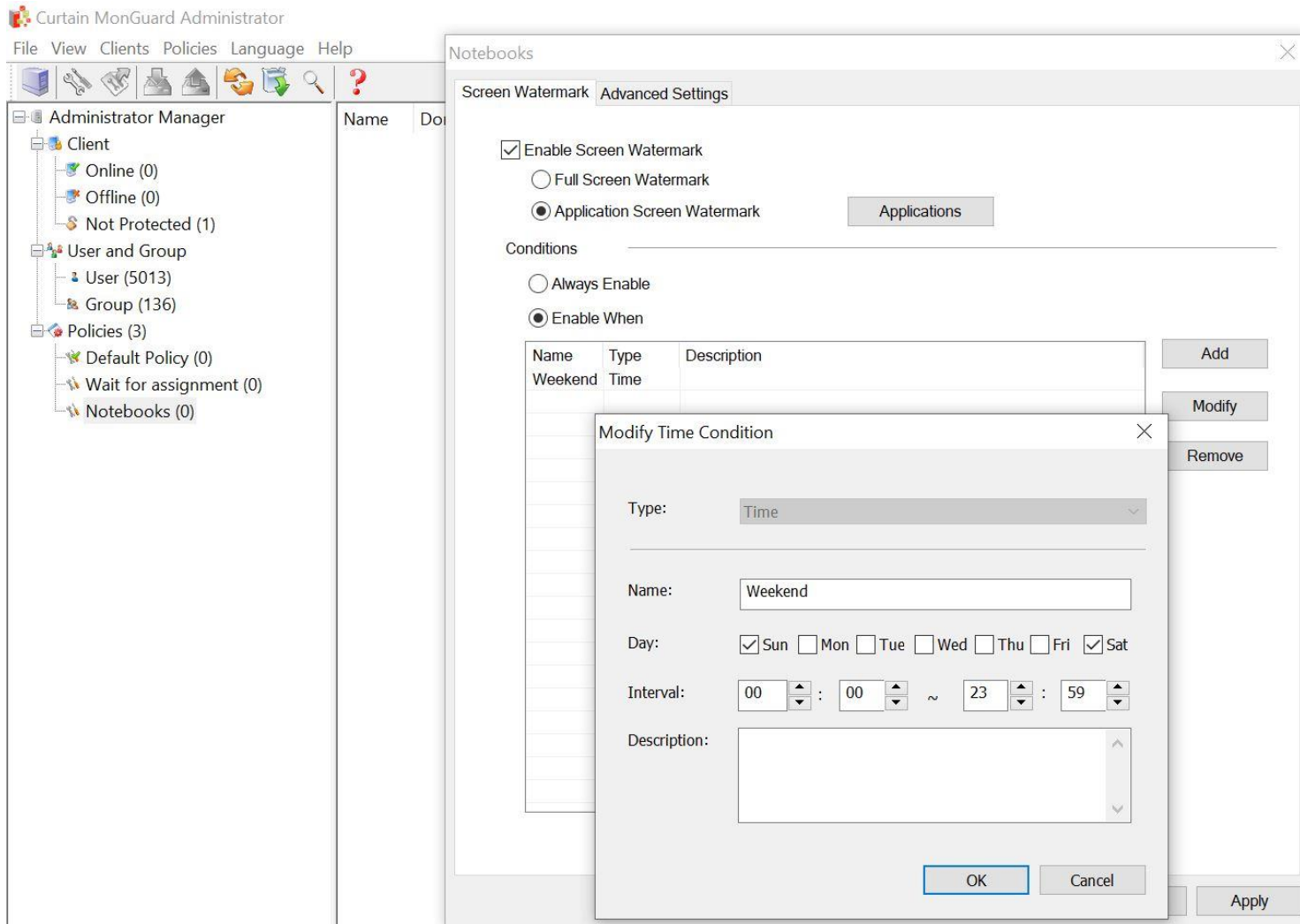
Graphics Design

- Adobe Illustrator
- Adobe Photoshop
- CorelDRAW
- Adobe After Effects
- Adobe Lightroom



Screen-watermark by condition

- Screen-watermark can be enabled for specific period of time



The screenshot shows the 'Curtain MonGuard Administrator' interface. On the left is a tree view of the 'Administrator Manager' with categories like Client, User and Group, and Policies. The main area is titled 'Notebooks' and has a 'Screen Watermark' tab selected. Under 'Advanced Settings', the 'Enable Screen Watermark' checkbox is checked, and 'Application Screen Watermark' is selected. A table below shows a condition named 'Weekend' of type 'Time'. A 'Modify Time Condition' dialog box is open, showing the configuration for this condition: Type is 'Time', Name is 'Weekend', Day is checked for Sun and Sat, and the interval is from 00:00 to 23:59.

Administrator Manager

- Client
 - Online (0)
 - Offline (0)
 - Not Protected (1)
- User and Group
 - User (5013)
 - Group (136)
- Policies (3)
 - Default Policy (0)
 - Wait for assignment (0)
 - Notebooks (0)

Notebooks - Screen Watermark - Advanced Settings

Enable Screen Watermark

Full Screen Watermark
 Application Screen Watermark

Applications

Conditions

Always Enable
 Enable When

Name	Type	Description
Weekend	Time	

Buttons: Add, Modify, Remove

Modify Time Condition

Type: Time

Name: Weekend

Day: Sun Mon Tue Wed Thu Fri Sat

Interval: 00 : 00 ~ 23 : 59

Description:

Buttons: OK, Cancel, Apply

Control policies

- Control policies can be assigned per Workstation OR User
- Support both Domain and Workgroup environment
- User/user group information can be imported from Active Directory through LDAP

Settings

Port Exception	Share Exception	Password Management	
Local Encrypted Drive	File Operation Audit	Database	Send Re
Settings	Server Information	Network Drives Protection	Port an
Watermarks	LDAP	Assignment of Security Policy	

Assignment of Security Policy

Assigned by Computer
 Assigned by User

LDAP

Enable LDAP

LDAP Server Address

LDAP Server Port

SSL

Use Secure LDAP Connection

LDAP Username

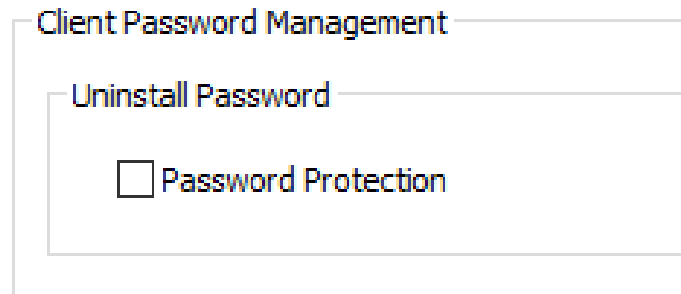
LDAP Password

LDAP Search Base

LDAP Information Caching Minutes

Uninstall password for client

- Admin can enable password protection for uninstalling client program
- A unique password is generated in MonGuard Admin for each client. It prevents “universal password” for uninstallation of all clients



Password protection for admin

- By default there is no password needed for MonGuard Admin
- For standalone PC, MonGuard Admin and Client can be installed on the same machine. It is recommended to enable password protection for Admin program for preventing users to change control policy
- For enterprise customers, they can create admin accounts and delegate permissions to different admin groups

Administrator Password Management

No Password
 Password Protection
 Administrator Login ID

Reset Password



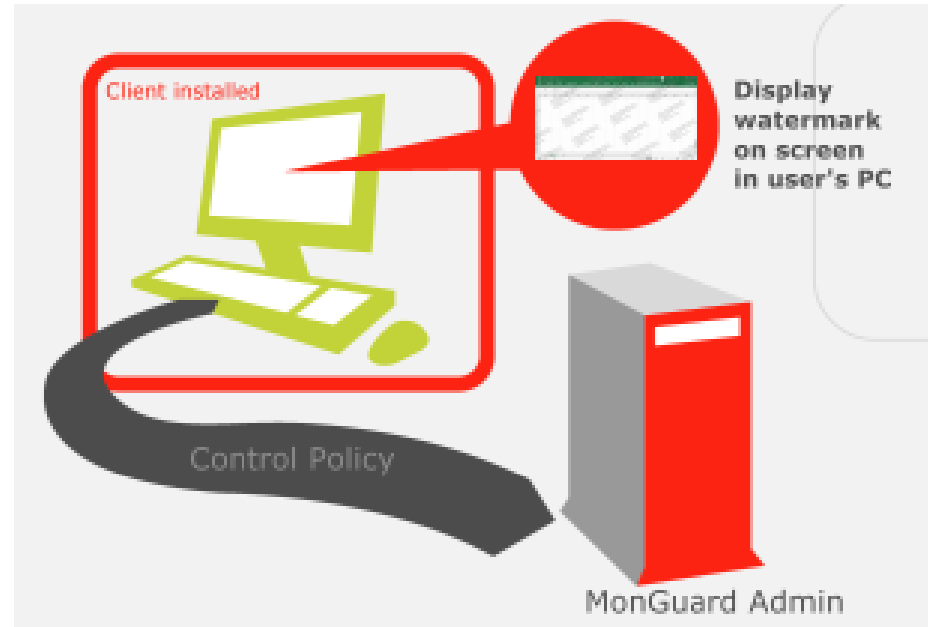
Basic components

- **Curtain MonGuard Client** 

When administrators want to display watermark on screen in user's computers, Curtain MonGuard Client must be installed in those computers.

- **Curtain MonGuard Admin** 

Curtain MonGuard Admin is mainly for administrators to define Curtain control policies centrally. In general, only one Curtain MonGuard Admin is needed in a company.



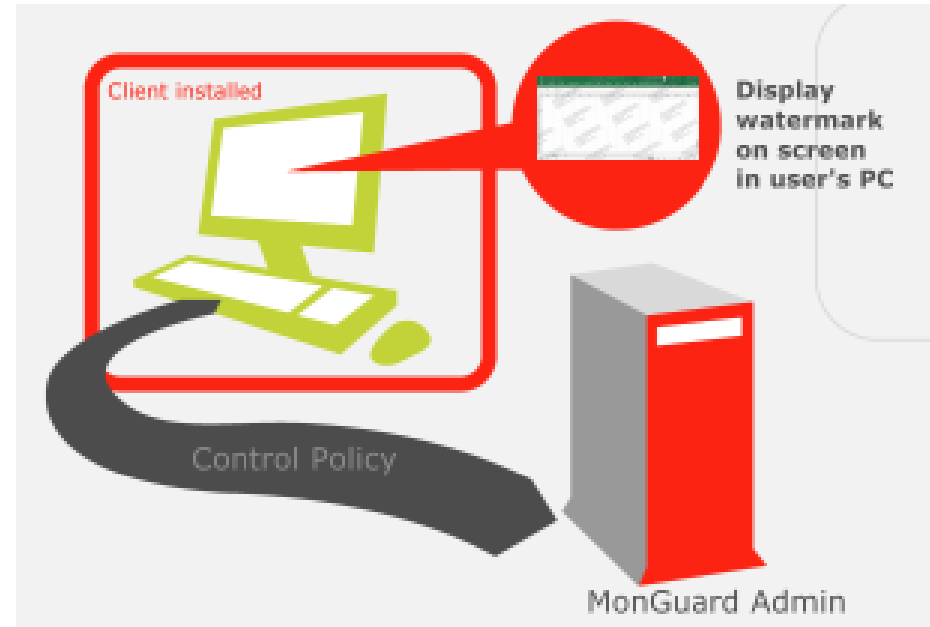
System requirements

Curtain MonGuard Client

- Intel Pentium or above processor
- WinXP/Vista/Server 2003 (32-bit)
- Win7/Win8/Win10/Server 2008/2012/2016/2019 (32/64-bit)
- 256MB RAM
- 200MB Hard Disk (in NTFS)
- TCP/IP network

Curtain MonGuard Admin

- Intel Pentium or above processor
- WinXP/Vista/Server 2003 (32-bit)
- Win7/Win8/Win10/Server 2008/2012/2016/2019 (32/64-bit)
- 256MB RAM
- 200MB Hard Disk (in NTFS)
- TCP/IP network

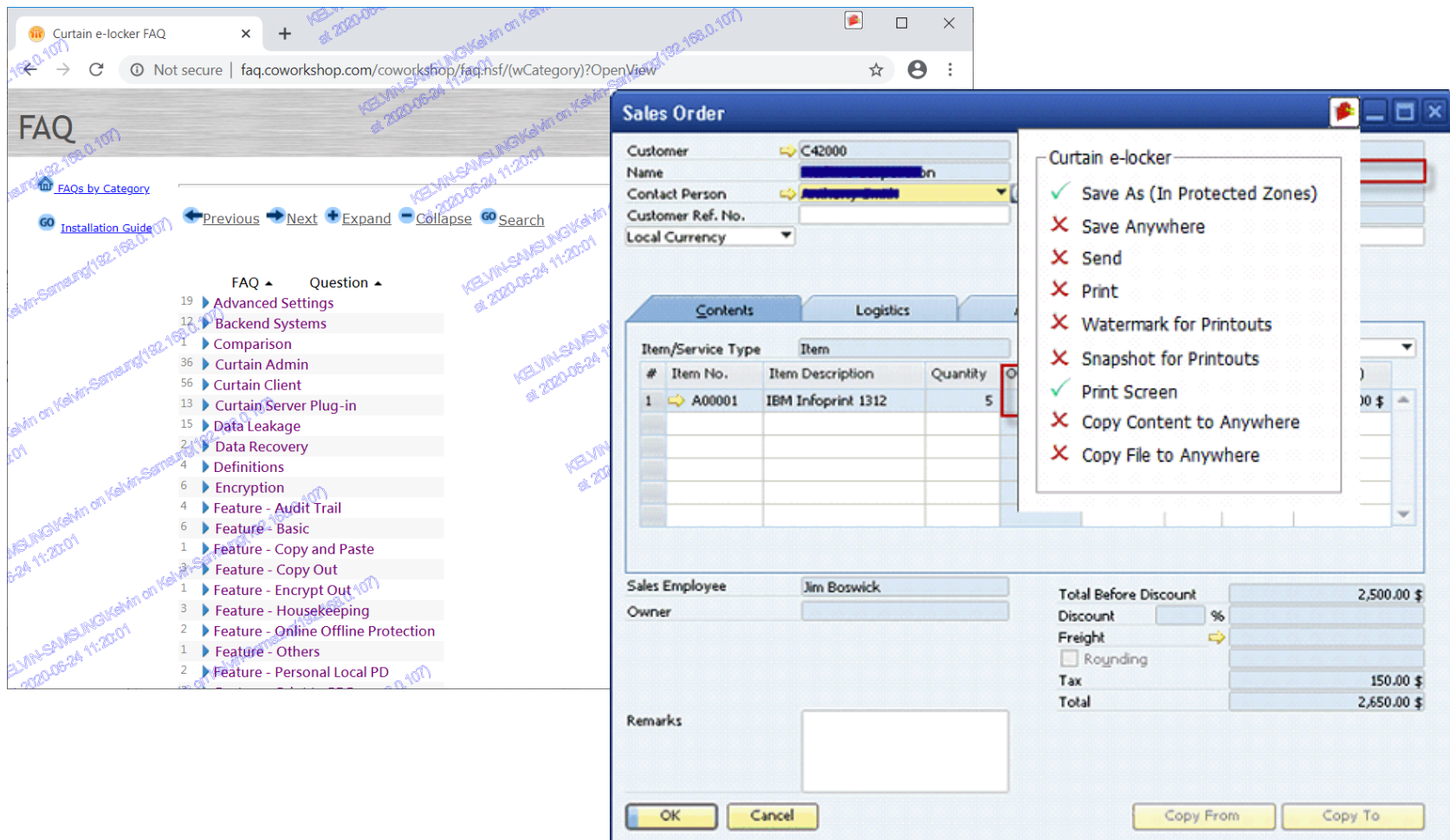


Product comparison

	Curtain e-locker	Curtain MonGuard - FREE	Curtain MonGuard - Paid version
Price	contact us	FREE	contact us
Objective	All-round Data Loss Prevention Solution	Prevent data leak through computer's screen	Prevent data leak through computer's screen
Control unauthorized saving / printing / sending file out	✓		
Control unauthorized Print Screen / Copy-n-paste	✓		
On-screen watermark	✓	✓	✓
• Self-defined content of screen-watermark	✓	✓	✓
- Static message	✓	✓	✓
- Date/Time	✓	✓	✓
- Computer name	✓	✓	✓
- Username	✓		✓
- IP address	✓		✓
• Full screen-watermark	✓	✓	✓
• Application screen-watermark	✓	✓	✓
• Screen-watermark by condition	✓	✓	✓
Integration with Active Directory	✓	✓	✓
Password management	✓	✓	✓
Curtain Admin delegation	✓	✓	✓
Online/Offline Protection	✓		
Secure generation of PDF file	✓		
Secure internal file sharing	✓		
File / Print log	✓		
Watermark for printout	✓		
Snapshot for printout	✓		
Approval for sending file out	✓		
Copy-out with declaration	✓		
Technical support	✓		✓
Software updates	✓		✓

Secure self-developed systems

The software can be easily integrated with your own systems to secure the information. Contact us for details!



The image shows a web browser window displaying a FAQ page on the left and a 'Sales Order' application window on the right. The 'Sales Order' window has a security menu open, listing various actions with checkmarks or X marks indicating their status.

FAQ Page (Left Window):

- FAQ
- FAQs by Category
- Installation Guide
- Navigation: Previous, Next, Expand, Collapse, Search
- FAQ Question List:
 - 19 Advanced Settings
 - 12 Backend Systems
 - 1 Comparison
 - 36 Curtain Admin
 - 56 Curtain Client
 - 13 Curtain Server Plug-in
 - 15 Data Leakage
 - 2 Data Recovery
 - 4 Definitions
 - 6 Encryption
 - 4 Feature - Audit Trail
 - 6 Feature - Basic
 - 1 Feature - Copy and Paste
 - 3 Feature - Copy Out
 - 1 Feature - Encrypt Out
 - 3 Feature - Housekeeping
 - 2 Feature - Online Offline Protection
 - 1 Feature - Others
 - 2 Feature - Personal Local PD

Sales Order Application (Right Window):

- Customer: C42000
- Name: [Redacted]
- Contact Person: [Redacted]
- Customer Ref. No.: [Redacted]
- Local Currency: [Dropdown]
- Contents / Logistics tabs
- Table:

#	Item No.	Item Description	Quantity
1	A00001	IBM Infoprint 1312	5
- Sales Employee: Jim Boswick
- Owner: [Redacted]
- Total Before Discount: 2,500.00 \$
- Discount: [Input] %
- Freight: [Dropdown]
- Rounding:
- Tax: 150.00 \$
- Total: 2,650.00 \$
- Remarks: [Text Area]
- Buttons: OK, Cancel, Copy From, Copy To

Security Menu (Overlay):

- Curtain e-locker
- Save As (In Protected Zones)
- Save Anywhere
- Send
- Print
- Watermark for Printouts
- Snapshot for Printouts
- Print Screen
- Copy Content to Anywhere
- Copy File to Anywhere

Awards

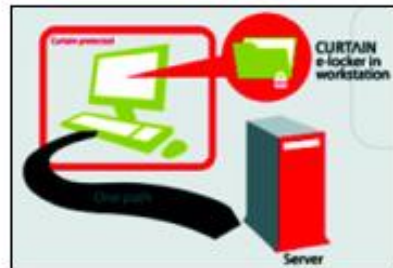


Curtain™ e-locker - File Right Management System

Submitted by Coworkshop Solutions Ltd



Curtain™ e-locker is a File Rights Management system that prevents sensitive files from leaking out of an organization. Curtain™ e-locker allows users to access and edit such files by using native software such as MS Word, MS Excel, AutoCAD and SolidWorks but prevents printing, saving as, or sending the files to external sources such as floppies, USB disk, CD-R/RW or Internet mail.

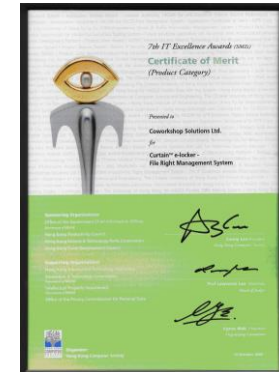


Judges' Comments

"An interesting software solution, allowing files to be uploaded only back to the server or document management system they were downloaded from."



"IT Excellence Award"



Asia Finalist in the Best Security of the GSC 2010



Awards & Quality Certificates




Partners

Over 100 resellers and partners around the world




- Seminars and Exhibitions



- SOLIDWORKS Solution Partner

About Coworkshop

- Coworkshop was established in 2001.
- Office in Hong Kong and ShenZhen
- Awarded in 2001 by Hong Kong Science and Technology Parks (HKSTP) to be a member of the Incu-Tech Program.
- Supported by the Hong Kong Government – Innovation and Technology Fund in the years of 2003 and 2004.



Download Now !

coworkshop.com/MonGuard

Conclusion

Sensitive information can be leaked out of the company without your knowledge. When you know the leakage, it is already too late.



Let's protect your
valuable information!!!

Thank You

coworkshop.com